

STAR MOMENTS IN THE GREENHOUSE

 MADE IN
DENMARK



Orangeri 21,5 m²

 JULIANA®

Orangeri
21,5 m²



The pictures are interior design suggestions. Accessories and furniture etc. are not included with the greenhouse.

Juliana Group is a leading global supplier of quality residential greenhouses. Founded in 1963 by Mogens A. Stærmose in Odense, Denmark, the family-owned company is today owned by third generation, Nikolaj Stærmose. Headquarter and production remains Odense-based with subsidiaries in the UK and Germany. Juliana Group exports to more than 20 countries.

'We help people grow'. That is why our brands Halls, Juliana, and Gabriel Ash all set the frame for experiences that are as natural as they are magical. Despite our long history, we're future-focused and curious on how we can improve the sustainability of our greenhouses as well as whatever you grow inside them. Learn more about Juliana on Juliana.com and join our online community of greenhouse enthusiasts: GreenhouseForum.com



Would you like to see #MyJuliana

Can we share #Greenhouse-Moments

Gartner 18,8 m²



Orangeri 21,5 m²

Great greenhouse dreams



Grand Oase 25,6 m²

INDEX


- INTRODUCTION 4
- ORANGERI 6
- GARTNER 8
- PREMIUM 10
- COMPACT 12
- VERANDA 14
- OASE 16
- GRAND OASE 18
- URBAN 24
- GREENHOUSE FORUM 26
- ONLINE 28
- SOCIAL MEDIA 29
- DANISH DESIGN 30
- ACCESSORIES 32
- BEFORE BUYING 36
- RECIPES 38
- MODEL OVERVIEW 39

A GREENHOUSE FOR GREEN FINGERS AND LAZY MOMENTS

Whether you relax by planting seeds in pots or sitting in a chair with your feet up, a greenhouse is an ideal setting.

Let the greenhouse be your private gardening playground where you can discover the exact tomato variety that will add a perfect touch to your summer salad, or create your own oasis where you can chill out.

Let your thoughts fly and melt away.





Jubii 60 15,1 m²



Orangeri 21,5 m²



Grand Oase 25,6 m²

From 1963 to the future

The company was created in the heart of Odense, Denmark in 1963 by Mogens A. Stærmose. Over the years, various products for garden life were produced and sold, and at the beginning of the 70s, the first greenhouse was manufactured and distributed from the facilities in Odense. After some years, the company changed its name to 'Juliana Drivhuse' (Greenhouses), focusing on producing residential greenhouses.

For many years, the primary use of the greenhouse was cultivating in connection with vegetable gardens, as many remember it from the grandparents' garden. Over time the greenhouse has moved from the back of the garden closer to the house and the patio because people have realised that the greenhouse can function as a micro-climate for both people and plants. Modern design and materials have been a part of this journey.

More than 60 years after the company was established, it is still family owned by the third generation Nikolaj Stærmose. We hope that greenhouses, for many years to come, will be a room for star moments in the garden worldwide. This is why we say 'We Help People Grow'.



Embark on an adventure in the inspiring greenhouse universe.



Orangeri 21,5 m²

 **JULIANA®**



MORE IMAGES:



[Juliana.com](https://www.juliana.com)
ORANGERI



#JulianaOrangeri



Orangeri 15,1 m²

ORANGERI

Grow the Moment

#JulianaOrangeri



Orangeri 21,5 m²

GROWING MINDS

Juliana Orangeri is a luxurious greenhouse. With double doors and a spacious bay, it is perfect if you need a space to nurture both plants and social bonds. Set the table and gather your family and friends. Enjoy the summer nights as the glass protects you from the evening dew, adding a lyrical touch to the moment.



Orangeri 21,5 m²

Model Orangeri	L x W (cm)	Eaves* (cm)	Ridge* (cm)	Door width (cm)	Roof vents	With 3 mm long pane toughened glass	Base
15,1 m ² anthracite	296 x 439	175	267	136	4	F09955	F06469_
21,5 m ² anthracite	296 x 583	175	267	136	6	F09956	F06470_

*The stated height is incl. 12 cm base.

#JulianaGartner



Gartner 21,4 m²



Gartner 18,8 m²



NICE AND SPACIOUS


MORE IMAGES:

Juliana.com
GARTNER

Instagram Pinterest YouTube
#JulianaGartner

FOR AMBITIOUS GARDENERS

A Juliana Gartner is a greenhouse for gardeners who think big. Here you will have your own agricultural spot at home with plenty of space for cultivating lots of plants and trying out different varieties. A Juliana Gartner is for ambitious gardeners who spend hours in the greenhouse.




Model Gartner	L x W (cm)	Eaves* (cm)	Ridge* (cm)	Door width (cm)	Roof vents	With 3 mm long pane toughened glass	With 10 mm poly	Base
16,2 m ² alu	439 x 368	175	287	136	4	F09495	F09499	F06417_
16,2 m ² anthracite	439 x 368	175	287	136	4	F09496	F09500	F06417_
18,8 m ² alu	511 x 368	175	287	136	6	F09503	F09507	F06418_
18,8 m ² anthracite	511 x 368	175	287	136	6	F09504	F09508	F06418_
21,4 m ² alu	583 x 368	175	287	136	6	F09511	F09515	F06419_
21,4 m ² anthracite	583 x 368	175	287	136	6	F09512	F09516	F06419_




*The stated height is incl. 12 cm base.



MORE IMAGES:



Juliana.com
PREMIUM

#JulianaPremium

CAREFULLY THOUGHT OUT

The Juliana Premium has become a classic of Juliana's product range and one of our best-selling models. Such a large number of satisfied greenhouse owners just can't be wrong. The Juliana Premium is a greenhouse brimming with potential.

Here, cucumber plants can grow a little taller and the vines can creep a little further. The sturdy profile structure provides a stable, lovely greenhouse with plenty of space for realising your personal gardening dreams.

Juliana
bestseller



Premium 13,0 m²



Premium 10,9 m²



Premium dwarf wall 13,0 m²



Premium dwarf wall 13,0 m²



Also
great for
kids

Model	L x W (cm)	Eaves* (cm)	Ridge* (cm)	Door width (cm)	Roof vents	With 3 mm long pane toughened glass	With 10 mm poly	Base
8,8 m ² alu	296 x 296	175	267	136	2	F09471	F09475	F06414
8,8 m ² anthracite	296 x 296	175	267	136	2	F09472	F09476	F06414
10,9 m ² alu	368 x 296	175	267	136	4	F09479	F09483	F06415
10,9 m ² anthracite	368 x 296	175	267	136	4	F09480	F09484	F06415
13,0 m ² alu	439 x 296	175	267	136	4	F09487	F09491	F06416
13,0 m ² anthracite	439 x 296	175	267	136	4	F09488	F09492	F06416
13,0 m ² anthracite - dwarf wall***	439 x 296	175**	267**	136	4	F09804	-	F09824


*The stated height is incl. 12 cm base. **Height shown includes 60 cm dwarf wall solution

*** The establishment of a wall is not included, therefore, a wall solution must be in place before assembly can be carried out. Regarding wall models, see page 41.


#JulianaCompact



MORE IMAGES:



Juliana.com
COMPACT



#JulianaCompact

SMALL IS BEAUTIFUL

A Juliana Compact is for those primarily seeking a small greenhouse. The extra high sides provide elbow room and roomy working conditions for

those who love spending hours planting seeds and tending plants before harvesting the glorious fruits of their labour.

COMPACT



Compact 6,6 m²



Compact 6,6 m²

Model	L x W (cm)	Eaves* (cm)	Ridge* (cm)	Door width (cm)	Roof vents	With 3 mm long pane toughened glass	With 10 mm poly	Base
5,0 m ² alu	224 x 224	155	226	63,6	1	F09549	F09553	F06411_
5,0 m ² anthracite	224 x 224	155	226	63,6	1	F09550	F09554	F06411_
6,6 m ² alu	296 x 224	155	226	63,6	2	F09557	F09561	F06412_
6,6 m ² anthracite	296 x 224	155	226	63,6	2	F09558	F09562	F06412_
8,2 m ² alu	368 x 224	155	226	63,6	2	F09565	F09569	F06413_
8,2 m ² anthracite	368 x 224	155	226	63,6	2	F09566	F09570	F06413_

*The stated height is incl. 12 cm base.

#JulianaJubii60



Jubii 60 15,1 m²



Jubii 60 15,1 m²

Extra
good eaves
height



MORE IMAGES:

Juliana.com
Jubii 60

Instagram Pinterest YouTube
#JulianaJubii60

BUILT ON STRONG TRADITIONS

In celebration of Juliana's 60th anniversary in 2023, a special anniversary model was introduced. The greenhouse is created with inspiration from all of our other favourites.

The extra side height allows for the double barn door to be placed on the long side while maintaining the classic greenhouse shape and the option for roof embellishment.

The spacious feeling provides ample room for both people and plants.

As a special feature, the profiles of the greenhouse are black lacquered, just like the doors, windows, and assembly lists.

Model Jubii 60	L x B (cm)	Eaves* (cm)	Ridge* (cm)	Door width (cm)	Roof vents	With 3 mm long pane toughened glass	Base
15,1 m ² black	511 x 296	195	287	136	6	F09958	F06432_

*The stated height is incl. 12 cm base.



MORE IMAGES:



Juliana.com
VERANDA





#JulianaVeranda

LEANING A GREENHOUSE AGAINST A WALL

A Juliana lean-to is for anyone with an unused wall in the garden. Leaning a greenhouse against a house enables both structures to be heated by the sun during the day. At night, the wall emits heat to the greenhouse, thereby creating excellent condi-

tions for growth during the entire growing season. Extend the summer with this extra source of heat and settle down in a deck chair in early spring or enjoy the last rays of summer as the leaves turn brown in autumn.



Veranda 12,9 m²



Veranda 6,6 m²



Veranda 4,4 m²



Idea:
Create a
nice working
area

Pleasant
moments in
the back
garden

Model Veranda	L x W (cm)	Eaves* (cm)	Ridge* (cm)	Door width (cm)	Side vents	10 mm poly	With 3 mm long pane toughened glass	Base
4,4 m ² alu	296 x 149	195	231	136	2	Roof	F09605	F06421
4,4 m ² anthracite	296 x 149	195	231	136	2	Roof	F09606	F06421
6,6 m ² alu	296 x 221	195	245	136	2	Roof	F09682	F06422
6,6 m ² anthracite	296 x 221	195	245	136	2	Roof	F09683	F06422
12,9 m ² alu	439 x 293	195	259	136	2	Roof	F09609	F06424
12,9 m ² anthracite	439 x 293	195	259	136	2	Roof	F09610	F06424

*The stated height is incl. 12 cm base.

#JulianaOase



Oase 13,5 m²



May we watch your #Greenhouse-Moments

Bringing the indoors outside



Oase 8,8 m²



MORE IMAGES:

Juliana.com
OASE

#JulianaOase

HARVESTING SQUASH, CUCUMBERS AND MENTAL ENERGY

The Juliana Oase is for those seeking a unique, high-ceilinged, garden room. It provides space for unfurling and room for creativity. Experiment with herbs in pots or with clusters of grapes. Pick melons, lemons and kiwis while creating a lovely atmosphere. Or create your own space for reflection.

The sky is the limit in this oasis oozing with atmosphere. In a Juliana Oase, aesthetics and functionality converge in perfect harmony and will fulfil your gardening dreams for years to come. Let your soul take root and enjoy your budding vegetables.

Model Oase	L x W (cm)	Eaves* (cm)	Ridge* (cm)	Door width (cm)	Side vents	With 3 mm long pane toughened glass	Base
8,8 m ² anthracite	296 x 296	195	286	136	2	F09685	F06427_
13,5 m ² anthracite	368 x 368	195	306	136	2	F09650	F06425_

*The stated height is incl. 12 cm base.

Room
for star
moments
13,0 m²



Grand Oase 13,0 m²

MORE IMAGES:



Juliana.com
GRAND OASE

#JulianaGrandOase

Grand Oase 25,6 m²



DREAMING OF A GREENHOUSE ...

In each garden, the dream of a greenhouse is different and unique. Every gardener has their dream of a greenhouse life with their own ideas and needs.

Do you dream of a greenhouse full of vegetables, herbs and colourful flowers? Or a unique outdoor venue with room for relaxation and socialising, or a quiet mindful space? With a Juliana Grand Oase in your garden there is room for everything.

In a Juliana Grand Oase there is room to lengthen the seasons. In early spring, only a few rays of sun are needed to make the greenhouse a warm haven. During the summer, the greenhouse can be perfect for the late evening hours, even when the dew falls. And when the sun loses its power in late summer, you can extend the season well into Autumn and have wonderful days in the greenhouse.


In a spacious Juliana Grand Oase there is room for your dreams.



Full length
toughened
glass is
aesthetically
pleasing

The angle
of the roof
provides a
high-ceilinged
space

Double
stable door
enables easy
access to the
greenhouse



Intelligent
and elegant
ventilation

Side window
provides the
necessary
ventilation

Optional
extra pair
of doors



Grand Oase 23,6 m²

More space
for good
times



Grand Oase 18,8 m²



Grand Oase 18,8 m²



Grand Oase 13 m²



Grand Oase on dwarf wall 13,0 m²

Grand Oase 25,6 m²

#JulianaGrandOase



EXTEND THE SEASON WITH THE GRAND OASE

The Juliana Grand Oase is the perfect choice for gardeners with big greenhouse plans. There is plenty of room for all of the family's growing projects as well as a space to relax and enjoy the view of the garden.

In the Grand Oase the double stable doors are located on the long side of the greenhouse, creating an airy feel and easy access thanks to the low threshold.

The sides are almost two metres high and together with the pyramid shaped roof structure the greenhouse offers plenty of space. You can easily divide the space with cultivation on one side and a sitting area in the other and enjoy easy access to both.

The Juliana Grand Oase 25,6 is constructed with an aluminium frame that enhances the construction. Because of this, there is no need for collar beams, giving the greenhouse an extra spacious feeling.

Model Grand Oase	L x W (cm)	Eaves* (cm)	Ridge* (cm)	Door width (cm)	Side vents	With 3 mm long pane toughened glass	Base
13,0 m ² anthracite	439 x 296	195	286	136	2	F09731	F06428_
13,0 m ² anthracite · dwarf wall***	439 x 296	195**	286**	136	2	F09805	-
18,8 m ² anthracite	511 x 368	195	306	136	4	F09850	F06429_
18,8 m ² anthracite · dwarf wall***	511 x 368	195**	306**	136	4	F09857	-
25,6 m ² anthracite	583 x 439	195	331	136	4	F09957	F06431

*The stated height is incl. 12 cm base. **Height shown includes 60 cm dwarf wall solution

*** The establishment of a wall is not included, therefore, a wall solution must be in place before assembly can be carried out. Regarding wall models, see page 41.

Made
for urban
gardening



Juliana Urban

MORE IMAGES:

Juliana.com
URBAN

#JulianaUrban

PERFECT FOR URBAN GARDENING

Introducing the Juliana Urban series, perfect for urban gardening. Now you can grow hard to find vegetables and herbs right on your balcony or in your courtyard. With the Urban series you will have the option to pursue your gardening interests and exercise your green fingers, even without a big garden.

Juliana Urban is the perfect fit for your balcony, terrace, against the wall, or in the city garden.

No matter where you put it, you will be able to pursue the experience of growing your own herbs and spices and finding joy at the same time.

Two removable plant shelves allow you to take your herbs straight to the kitchen or dining table.



You can attach your Juliana Balcony on the rails of the balcony or mount it on the wall with the supplied brackets.



Four sturdy wheels allow you to move the City Greenhouse to the sunny spot on your balcony.

In Juliana Vertical you will have room for your plants and at the same time still have a small working space for your gardening tools.

Model Urban	L x W (cm)	Eaves (cm)	Ridge (cm)	Sliding door	Top limb	With 4 mm long pane toughened glass
Balcony 0,16 m ²	60 x 27	74	84	2	1	F09806
Vertical 0,31 m ²	82 x 38	96*	142*	2	0	F09807
City Greenhouse 0,32 m ²	80 x 40	144*	158*	4	1	F09673

*The stated height is incl. 6,5 cm wheel.

Greenhouseforum.com



Juliana Greenhouse Forum

In 2010 Juliana started the Greenhouse Forum. The original purpose of the community was, and still is, to create a place where all greenhouse owners can come together and share their common interests. It is a digital way to have a 'chat over the fence' or with family and friends and where you can exchange both tips and experiences about gardening and the use of your greenhouse.

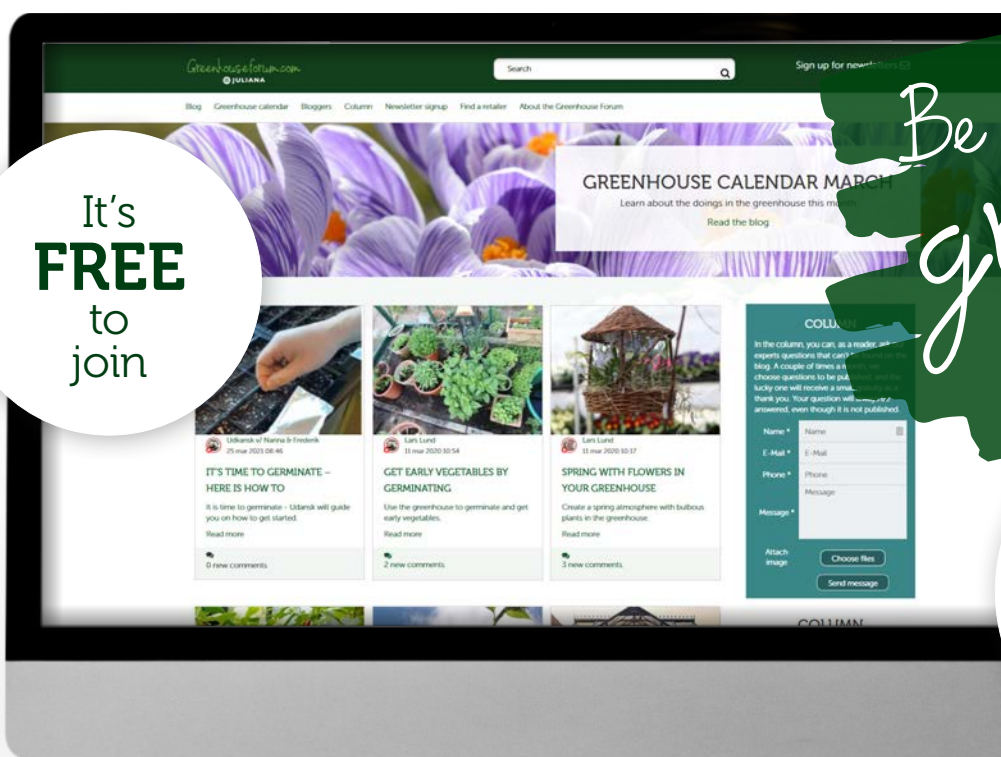
For everyone who enjoys greenhouse gardening

Planting exciting things in the greenhouse can be an art, but luckily there are many skilled, knowledgeable, and experienced greenhouse owners that share their tricks and secrets with others.

The Greenhouse Forum is a comprehensive source of tips, tricks, and hacks, inspiration, guidance, and advice as well as shared knowledge and experience.

Inspiration, newsletter and professional feedback

You can use the Greenhouse Forum however you like. Use the website when you need an answer to a specific question about greenhouse growing, or if you need inspiration for ideas that can bring new and great experiences to the greenhouse. In the calendar you can follow the seasonal tasks in the greenhouse month by month. There are many articles and blog posts that are written by professional journalists and garden enthusiasts, and there is an abundance of greenhouse knowledge and inspiration. If you cannot find the information you are looking for in the blog,



It's
FREE
to
join

Be a part of the
greenhouse
community!

Visit the
Greenhouseforum.com
Blog
Calendar
Column
Articles



you can ask questions in the forum that will be answered by different experts. When you sign up for the newsletter we will let you know about new posts on the forum, you will receive invites to events and competitions, and get exclusive discounts in our webshop. It is fantastic and free.

Enjoying life and home-grown tomatoes

The greenhouse is a fantastic space in the garden. Even in the winter months and early spring with just a little sun, the greenhouse is a lovely place to be. When the preparation in early spring starts the season, when tiny seedlings thrive and grow through the summer, and when you can harvest your own crops and turn them into special taste experiences, then the greenhouse truly has improved your life and wellbeing.

We are firm believers in communities – be it family, where you can give your children or grandchildren the joy of sowing, growing, and harvesting, or in the wider gardening community and allotments where the togetherness makes it possible to harvest true joy as well as nourishing crops from the greenhouse.

Please join our happy community of greenhouse owners in the Juliana Greenhouse Forum.

Please enjoy!

Nikolaj Stærmose

Owner of Juliana Group and happy greenhouse owner.



Sign up for
[Greenhouseforum.com](https://www.greenhouseforum.com)
- and find more
tips and ideas

SHARE YOUR GREENHOUSE MOMENTS WITH ALL THE OTHER ENTHUSIASTS



A lot of garden owners are already a member of the community the **Greenhouse Forum**. Here they generously share their tips and ideas. You can always get inspired to plant something new and exciting in your greenhouse or garden. Join for free on [Greenhouseforum.com](https://www.greenhouseforum.com) or through [Juliana.com](https://www.juliana.com).



You can also subscribe to the Greenhouse Forum's **newsletter** and get the latest news from our regular garden experts and read about the newest gardening trends or get inspired by big garden lovers.

Join in for free at [GreenhouseForum.com](https://www.GreenhouseForum.com) or via [Juliana.com](https://www.Juliana.com)



At **Juliana.com**, you can get inspired and see more pictures of the beautiful greenhouses and explore the full range of greenhouse accessories.



On **Instagram** [@Juliana_Greenhousecentre](https://www.instagram.com/Juliana_Greenhousecentre) we are enjoying life inside and outside of the greenhouse.

Follow and share your pictures with **#JulianaGreenhouse #MyJuliana #GreenhouseMoments #GreenhouseLife** so all the wonderful greenhouse moments can give inspiration to others with the same passion.

You can also find pictures on Instagram of the different Juliana greenhouse models by using hashtags like **#JulianaCompact #JulianaPremium #JulianaUrban** and **#JulianaOase**. We are so happy when all of you are sharing your lovely pictures of your life in the greenhouse and the garden with us.



Pinterest [@Juliana_Drivhuse](https://www.pinterest.com/Juliana_Drivhuse) is our virtual board with pictures of all our greenhouse models. You can also find boards with inspiration to how you can create shadow and light in the greenhouse. There are also ideas on how you can use your greenhouse in alternative ways. Use the boards to find inspiration and pin the pictures you like and want to save on your Pinterest board.



On our **YouTube** channel you can find videos helping and inspiring your greenhouse life and you also find videos that can assist you assembling your greenhouse.

Follow, subscribe and create life in the greenhouse.





Find inspiration for your greenhouse life - and share your own images



#Urbangarden

@Juliana_Greenhousecentre



#MyJuliana





Cresting

For the models with the classic greenhouse roof, it is possible to purchase the attractive and practical cresting. Cresting was originally developed to prevent birds from roosting on the roof. At the same time, it gives the greenhouse a classic look.



Gutter with Leaf Guard

Integrated into the gutter is a leaf guard that ensures a minimal amount of leaves and easy cleaning of the downpipes and gutter. The plastic catch in the gutter ends latch the flap. The downpipe has a diameter of 40 mm and is attached directly to the gutter.

Details that give the finishing touch.

Metal fittings, cover plates, nut protectors etc., completes the greenhouse.

DANISH DESIGN SINCE 1963

A Juliana Group is based on the principles of Danish design – simplicity, aesthetics, and functionality. The sturdy profile structure makes the greenhouses solid and functional and at the same time it is a pleasure to the eye. Juliana has attention to details and the greenhouses are built as an aesthetic frame.

Juliana Drivhuse has 60 years of experience. Through the years the greenhouses have been designed, produced, and further developed at the Danish factory. Today it is the third generation leading the family busi-

ness. The production of Juliana Greenhouses is still taking place at the factory in Odense, Denmark.

With Juliana you get a greenhouse characterised by Danish design – from the development of an idea to producing the finished product.

Read more about Juliana, production, and quality on Juliana.com





Double stable door

Keep the lower parts of the stable door closed to keep uninvited large and small animals away and the upper part open for ventilation.



Intelligent and elegant ventilation

The cowl on the Oase and Grand Oase has beeswax-filled cylinders. The heat in the greenhouse expands the beeswax in the cylinders, and the cowl is raised and ensures the necessary ventilation.



Door handle with integrated lock

The door is provided with a door handle in stainless steel with an integrated lock.



Low threshold for easy access

The door has a low threshold, which levels the entrance and provides easy access for wheelchairs, wheelbarrows and small carts.



Intelligent construction and functional aesthetics

The roof pitch is 30 degrees to ensure an optimal influx of light for growing on the North European latitudes.

Functional aesthetics

**12
YEAR
WARRANTY**



Strong aluminium profiles

The robust profile construction supports the fact that the greenhouses are developed and tested for Scandinavian weather conditions. When toughened glass or polycarbonate panels are glued to the profiles with silicone, significant strength is achieved, helping to stabilize the entire structure and make the greenhouse extra strong. The powder-coated profiles undergo continuous tests, meeting internationally recognized standards and are covered by our 12-year warranty.



Long pane toughened glass gives a nice finish

Toughened glass in long panes and glazing capping for fitting the glass gives a beautiful look without the traditional glass overlaps and glass clips

*You can read the full warranty statement on Juliana.com

Your Juliana greenhouse is manufactured in our factory in Odense by Helle, Kurt, Duncan, and all our other specialists.



Danish craftsmanship and great precision

During manufacturing, the steel bases for the greenhouses are rolled and cut to size, and the aluminum profiles are cut or CNC-processed to the specific models and sizes.

Manufacturing a greenhouse requires precision and, to some degree, manual handling, and packing. Where possible, we automate and invest in machinery and packing robots which is a necessary investment to ensure that production and employees stay in Denmark.

Juliana Group are Denmark's largest producer of quality greenhouses for private use, setting the stage for experiences that are as natural as they are magical. For us, the greenhouse is about what you do in and around it, what you grow, and how you grow. We help people grow.



Danish
Production
since 1963



Extensive experience gathered at the factory in Odense

The Juliana greenhouses are made in Denmark, which means they are delivered directly from our factory in Odense, where they are manufactured and packed by our experienced employees and up-to-date production machinery. We are proud that so many employees have been in the company for several years, and we often celebrate 10-, 20- and 30-years jubilees. This provides valuable stability and highly experienced and specialized staff.

ACCESSORIES INCREASE THE PLEASURE OF OWNING YOUR OWN GREENHOUSE



Integrated greenhouse worktable

The table is attached to the greenhouse frame and provides a good workstation for transplanting and sowing. The table comes in two sizes.
52 x 142 x 10 cm: Item.no. F04580.
52 x 213 x 10 cm: Item.no. F04581.



Integrated greenhouse shelves

The black powder-coated greenhouse shelf is designed to be used for bottom-watering. This is practical because it makes it easier to keep seedlings, herbs, etc., alive. 15 x 142 x 3,5 cm: Item.no. F04570.
15 x 213 x 3,5 cm: Item.no. F04571.



Juliana integral staging

Full length powder-coated staging provides extra work space. Available for Compact, Premium, Gartner, Orangeri, Oase and Grand Oase. See more at Juliana.com



Juliana brackets

The black brackets are installed in the profiles. This gives the opportunity to create a shelf that fits perfectly for the greenhouse. 25 cm sæt à 3 stk. Item.no. F04811.
50 cm sæt à 3 stk. Item.no. F04813.



Juliana integral shelf

Full length, black powder-coated shelf provides extra storage. Available for Compact, Premium, Gartner, Orangeri, Oase and Grand Oase. See more at Juliana.com



Juliana alu shelf

The black powder coated aluminium shelf is light and elegant in its appearance. 150 x 15 cm. Item.no. F04504.



Juliana pot holder

Plant pot holder for vertical gardening. Bolts in to the greenhouse profiles. Item.no. F04842.



Juliana suspension hooks

A set of 4 versatile suspension hooks to help organise the greenhouse. Item.no. F04845.



Greenhouse wire set

A set of 2 wires to enable the fixing of shading or the training of vines inside the greenhouse. Item.no. F04848.



Greenhouse heater

Paraffin greenhouse heater with a capacity of 3.6L will heat up to 15m². Item.no. F04453.

Juliana bag holder

The big metal ring is created as a bag holder that can be used for multiple practical purposes. Incl. jute bag. Item.no. F04850.



Juliana plant shelf

Juliana's new plant shelf fits all Juliana greenhouses. An elegant leather suspension system makes it possible to put the shelf anywhere in the greenhouse – or even take it with you to the dining table when your dinner needs a savoury touch from your herbs.

36 x 14,5 x 5,6 cm. Item.no. F04572.

76 x 14,5 x 5,6 cm. Item.no.F04573.



Capillary watering-box planter

The planter is ideal for use both inside and outside the greenhouse. The two-piece lid also conceals capillary watering boxes from above. Item.no. F04562.



Juliana roller blinds

The roller blinds is attached directly to the glass with suction pads and can easily be moved to a new location. Item.no. F04847.



Juliana tablet holder

Use your tablet in the greenhouse to read garden and greenhouse articles and find inspiration on your favorite websites. The holder is placed on the special bracket which is easily mounted in the greenhouse profiles. Including mounting brackets. Item.no. F04849.



Juliana top shelf

Top shelf created for cultivation at height. Can be placed between roof braces. Made of black powder coated galvanized steel and designed to be used for bottom watering of your plants. 718 x 172 x 60 mm. Item.no. F04843.



Solar LED lamp

Solar powered LED lamp. Can be fitted inside or outside the greenhouse. Item.no. F04841.



Green shading net

Ensures fast, efficient greenhouse shading. Attached with spacers. 150 x 370 cm. Item.no. R04082. 183 x 259 cm. Item.no. R04085.




Juliana shade paste

Apply the paste to the exterior with a roller or brush. It protects plants from being scorched when the sun is hottest. Item.no. F04805.



Vanlet irrigation unit

Automatic watering and fertilising system Distributes water and fertiliser to plants through feed hoses, Y-shaped branch pipes and drippers Capacity: 10–150 litres of water a day. Item.no. F04201




Juliana base

Your new greenhouse must be built on a solid base. The base can be made of concrete or wood, but the best and easiest solution is to use Juliana's steel base.



Water butt

The water butt can hold 100 litres of rainwater. Besides its elegant design, the butt has a practical water tap. Item.no. F04561.



Juliana louver

Provides increased airflow through the greenhouse. Available in black for Compact, Premium, Gartner and Orangeri. Item.no. F05472 · F05473



Univent window opener

Juliana has different window openers that can automatically ventilate the greenhouse when it gets too hot inside. One of them is Univent, which is well-suited for both glass and polycarbonate sheeting. Item.no. F04031. Learn more on Juliana.com.



Soil thermometer

Some plants, like cucumbers, require the temperature of the soil to rise to 18°C. Item.no. F04351.



Min-Max thermometer

A minimum-maximum thermometer that can be bolted in to the greenhouse profile. Item.no. F04355.



Juliana Ventomax

Automatic galvanised-steel window opener. Best suited for glass. Can be set to open and close between 16°C and 25°C. Item.no. F04011.



Juliana candle holder

The metal ring is easily fitted directly to the greenhouse profiles and the accompanying glass rests in the ring. Item.no. F04852.



Plant rings

Ideal for attaching and supporting plants throughout the greenhouse. Attach to the greenhouse frame with a simple twist. Item.no. F04711.



Juliana aluminium brackets

Used for supporting plants in the greenhouse, etc. Attach with special bolts, which enable it to bear a heavier load. Item.no. F04716.




Cresting

Decorative crestring is available for Compact, Premium, Gartner and Orangeri. The crestring also helps prevent birds from roosting on the greenhouse and causing a mess. See more at Juliana.com



Juliana plant spiral

Flexible support for tall plants such as cucumbers and tomatoes. Pull out the spiral to the desired length (maximum of 2 metres) and attach using the enclosed plant support eyelet. Pack of 3 pcs. Item.no. F04905.



Juliana nut caps

Small plastic caps that cover the nuts that hold the profiles together. Creates a tidy finish and protects against rust. Pack of 20 pcs. Item.no. F04846



Extra pair of doors

An extra pair of doors provides more flexibility and easier access to your greenhouse. Available in black for Juliana Oase and Grand Oase. See more at Juliana.com

Find more accessories on
Juliana.com


BEFORE BUYING A GREENHOUSE

A greenhouse typically stays in the garden for many years, so it is important to find out what is right in terms of needs and wishes.

Size - Think not only of the base area but also the height

It is important to consider how big the greenhouse should be. In this connection the height of the greenhouse is relevant as well. A greenhouse with a side height of at least 150 cm and a total height of more than 2 m gives a good room feel. You can stand upright, both when you work in the greenhouse with your plants or if you use the greenhouse as an extra room.

Grow, relax - or both

The choice of greenhouse size depends first and foremost on the amount of space in the garden and where the house is to be placed. But it is also important to make clear what the greenhouse is going to be used for. Should you relax or grow tomatoes and herbs - or both?

Dinner party or time alone

If you want to invite the whole family for dinner in the greenhouse when the weather does not allow you to sit under the open sky, then you will need more space. Having said that, you do not need a large greenhouse to make room for a dining area. It is about taking advantage of the space in the right way.

Herbs or giant pumpkins

Think about what you want to grow. Are there crops that require space? Many people underestimate the space needed for growing and buy a greenhouse that is too small. But once you get started and have been addicted to picking home-grown cucumbers and tomatoes, you will easily want to expand the range. So think about what you will grow. Do you just want herbs, or do you want more and larger crops?

Four or more sides

Greenhouses come in many shapes. The classic shape is the rectangular greenhouse, but there are also other designs, such as a lean-to, a pavilion style, or an orangery. In terms of cultivating, a tomato thrives as well in a round as in a square greenhouse. So it is an individual assessment and depends on personal taste and style.



Juliana Veranda is the perfect solution if you have a wall. See page 16.



The classic rectangular model is the Juliana Premium. See page 10.



Juliana Orangeri is the fine greenhouse with a bay. See page 6.



Pavilion style à la Juliana Oase. See page 18.

Glass or polycarbonate

Glass is the most beautiful solution, while polycarbonate is the most practical.

Toughened glass, also called safety glass has the advantage that if it breaks, it crumbles into small pieces and not in large sharp pieces, like ordinary greenhouse glass. Polycarbonate has an insulating effect and reduces the big differences in day and night temperatures, and therefore the greenhouse is easier to keep frost free during winter.

In the Juliana range we have chosen that all models are offered with long pane toughened glass and some models are also offered with polycarbonate. With the long pane toughened glass, you don't have to worry about algae that often occur with glass overlaps.



You can read about the advantages and disadvantages of glass and poly at Greenhouse Forum – GreenhouseForum.com

Scan QR

Toughened glass also has the advantage that it is far stronger than ordinary greenhouse glass. Our toughened glass is 3 mm thick and has great flexibility on the surfaces. The strength against blows and pressure is illustrated in this video about the different types of glass and their strength.



Scan QR

When the glass is glued to the profiles with silicone, the construction is stabilized, and you get a strong greenhouse ready to resist most challenges.



Polycarbonate.



Glass.

Profiles – aluminum or painted

The traditional hobby greenhouse was originally made of aluminium. But much has happened over the years, and in the Juliana range we now offer some of the models in both untreated aluminium and powder coated anthracite-colored aluminium. The Orangeri, Oase, and Grand Oase models are solely offered in anthracite, and the Jubii 60 is produced in black. All variants come with black windows and doors. Whether you want the traditional aluminium or the dark gray look depends on your personal taste.

The Urban range is produced in black-colored aluminium.



Cresting

Roof decoration - also called cresting - was originally developed to prevent birds from roosting on the roof. At the same time, it gives the greenhouse a classic look. Whether you wish to have roof decoration on your greenhouse is entirely up to you. In the Juliana range, cresting can be added to Compact, Premium, Gartner, Jubii 60 and Orangeri.

Base – make one yourself or buy one

A good base is important. First, it provides stability to the greenhouse, and most insurance only covers if the foundation is mounted correctly and concreted.

You can choose to build/concrete a foundation for your greenhouse, but we always recommend buying an original Juliana foundation consisting of precisely cut 12 cm high galvanized black-lacquered steel profiles.

Building permit

For building permission in relation to greenhouses, we recommend that you investigate local regulations.

With or without dwarf wall

Grand Oase 13,0 and 18,8 as well as Premium 13,0 are also available with shortened profiles, allowing you to establish the greenhouse with a fixed base. See pages 10 and 20-25. You will need to establish the foundation yourself and build a wall to anchor the greenhouse.

Materials for the wall solution are not included with the greenhouse. The wall is a 'build-it-yourself project' before the greenhouse can be assembled.

ASSEMBLY

Assembling and erecting a greenhouse is a 'do-it-yourself' task. Alternatively, you can choose to buy assembly. Juliana Greenhouses can refer to installers that you can contact.

If you choose to complete the assembly work, you usually have to spend 2-3

days with a 'normal' greenhouse, and you must plan the task realistically. E.g. place the base firmly on a level surface and wait for the concrete to dry before assembling the house itself. At **Juliana.com (Help&Support)** you will find videos that will help you through the construction process.

If you choose to purchase assembly, we recommend that you order the installation when the greenhouse has been delivered.

See more about greenhouse assembly and find the latest assembly instructions at **Juliana.com**.

GET MORE OUT OF YOUR GREENHOUSE

Cherry, Chocolate, San Marzano or Green Tiger – there is a wealth of tomato varieties that you can experiment with from season to season. Let the greenhouse be your private garden laboratory and your local pantry. Grow the green, red and yellow varieties and experience the joy of biting into a sun-ripened tomato.

Many feel that tomato plants provide much more fruit than they can eat. Take advantage of the abundance and make your own oven-dried tomatoes. Infuse them in oil, so you can enjoy your tomatoes long after the season ends.



JULIANA'S OVEN-DRIED TOMATOES

Perfect on pizza, in salads or for adding flavour to stews and pasta.



500 g small tomatoes - try different shapes and colors
2 tsp. salt
2 tsp. sugar
2 tbsp. olive oil
3 tbsp. balsamic vinegar.
finely chopped rosemary or thyme



Place halved tomatoes cut side up on a baking sheet with greaseproof paper. Sprinkle the salt, oil, balsamic vinegar, sugar and herbs over the tomatoes and bake them at 120 degrees C for 2-3 hours until they shrivel and most of the water in the tomatoes has evaporated. Allow to cool and place them in cleaned sterilized jars and pour a good oil over so the tomatoes are completely covered.



JULIANA'S HERBY PESTO

For pasta, new potatoes, sandwiches or as a dressing



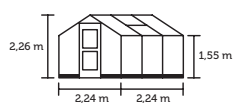
A large bunch of herbs from the greenhouse (such as basil, parsley and chives), 2 cloves crushed garlic
150 ml of olive oil
50 g pine nuts
75 g freshly grated Parmesan



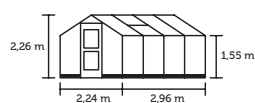
Chop the herbs and garlic and crush them thoroughly in a pestle & mortar together with pine nuts.

Add the oil a little at a time while you check the texture and finally stir in the cheese. Season with salt to taste.

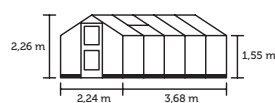
MODEL OVERVIEW



COMPACT 5,0 m²



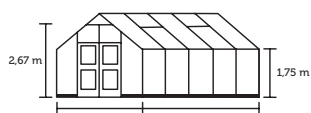
COMPACT 6,6 m²



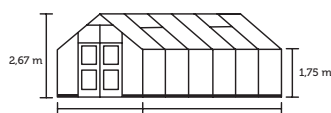
COMPACT 8,2 m²



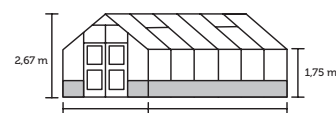
PREMIUM 8,8 m²



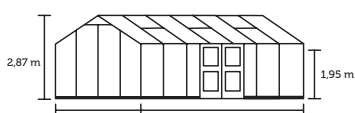
PREMIUM 10,9 m²



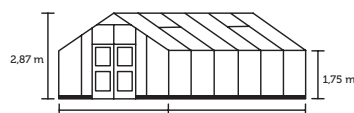
PREMIUM 13,0 m²



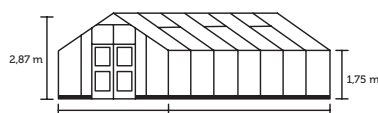
PREMIUM ON DWARF WALL 13,0 m²



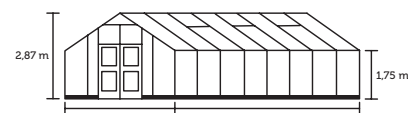
Jubii 60 15,1 m²



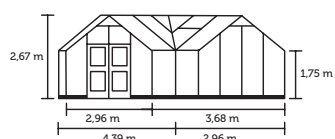
GARTNER 16,2 m²



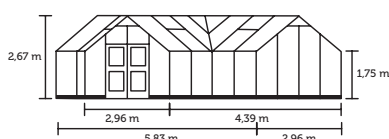
GARTNER 18,8 m²



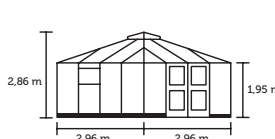
GARTNER 21,4 m²



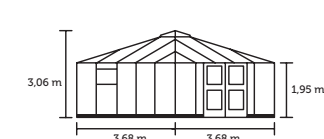
ORANGERI 15,1 m²



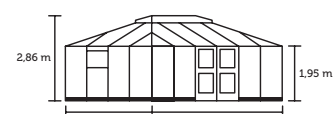
ORANGERI 21,5 m²



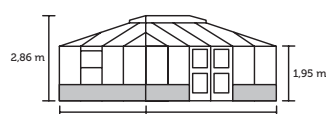
OASE 8,8 m²



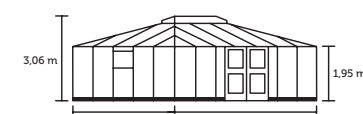
OASE 13,5 m²



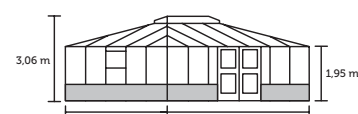
GRAND OASE 13,0 m²



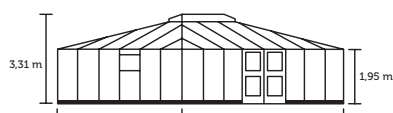
GRAND OASE ON DWARF WALL 13,0 m²



GRAND OASE 18,8 m²



GRAND OASE ON DWARF WALL 18,8 m²



GRAND OASE 25,6 m²



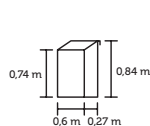
VERANDA 4,4 m²



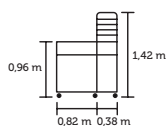
VERANDA 6,6 m²



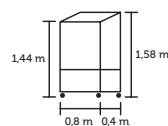
VERANDA 12,9 m²



URBAN BALCONY 0,16 m²



URBAN VERTICAL 0,31 m²



URBAN CITY GREENHOUSE 0,32 m²

Height shown includes optional 12 cm base (does not apply for Urban).

For Grand Oase and Premium on wall the height shown includes 60 cm dwarf wall solution.

For Grand Oase and Oase the total height varies, as the roof ventilation rises up to 3 cm when venting.

See assembly instructions for detailed measurements.

	COMPACT			PREMIUM			Jubii 60	GARTNER			ORANGERI		OASE		GRAND OASE			VERANDA			URBAN			
	5,0	6,6	8,2	8,8	10,9	13,0	15,1	16,2	18,8	21,4	15,1	21,5	8,8	13,5	13,0	18,8	25,6	4,4	6,6	12,9	0,16	0,31	0,32	
Hinged stable door	•	•	•				•																	
Double hinged stable door				•	•	•	•	•	•	•	•	•	•	•	•	•	•	•	•	•				
Number of windows	1	2	2	2	4	4	6	4	6	6	4	6	2	2	2	4	4	2	2	2				
Gutter with tipping function	•	•	•	•	•	•	•	•	•	•	•	•	•	•	•	•	•	•	•	•				
Number of downpipes	2	2	2	4	4	4	2	4	4	4	6	6	4	4	4	4	4	2	2	2				
Low door sill	•	•	•	•	•	•	•	•	•	•	•	•	•	•	•	•	•	•	•	•				
Roof ridge prepared for cresting	•	•	•	•	•	•	•	•	•	•	•	•	•	•	•	•	•	•	•	•				
Dwarf wall optional							•																	
Extra set of doors optional							(•)						•	•	•	•	(•)							
Polycarbonat optional	•	•	•	•	•	•		•	•	•														
Door handle with lock	•	•	•	•	•	•	•	•	•	•	•	•	•	•	•	•	•	•	•	•				
Made in Denmark	•	•	•	•	•	•	•	•	•	•	•	•	•	•	•	•	•	•	•	•				



JULIANA DRIVHUSE A/S

Sivlandvænget 29 · 5260 Odense S · Danmark

Tel: +45 66 11 18 11 · mail@juliana.com

Juliana.com